

Scaled data based on original data using  
LM-79-08 Approved Method: Electrical and Photometric Measurements of Solid-  
State Lighting Products

Test Report Prepared for  
Cooper Lighting Solutions  
(formerly Eaton)

Brand: McGRAW-EDISON

Report Number: P387028

Luminaire Tested: **GWC-SA2D-730-U-SL2-HSS**

Issue Date: 3/3/2020

**Test Information**

Test Method: LM-79-08  
Report Number: P387028  
TEST IS SCALED FROM IESNA LM-79-08 TEST DATA (G2-1903-205-21)  
Test Lab: INNOVATION CENTER  
Issue Date: 3/3/2020  
Manufacturer: COOPER LIGHTING SOLUTIONS (FORMERLY EATON)  
Product Line: MCGRAW-EDISON  
Catalog Number: GWC-SA2D-730-U-SL2-HSS  
Description: GALLEON WALL LUMINAIRE  
(2) 70 CRI, 3000K, 1200mA LIGHTSQUARES WITH 16 LEDS EACH AND TYPE II  
SPILL LIGHT ELIMINATOR OPTICS WITH HOUSE SIDE SHIELD  
Light Source: -  
Ballast/Driver: ELECTRONIC DRIVER

**Summary**

Lumens per Lamp: N/A  
Luminaire Lumens: 12214 lumens  
Efficiency: N/A  
Efficacy: 94.7 lumens/watt  
Luminous Opening: Rectangular (W 1' x L: 0.5' x H: 0')  
IES Classification: Type III - Medium  
BUG Rating: B1 - U0 - G2

Input Watts (W): 129  
Input Voltage (V): NR  
Input Current (Ain): NR  
Voltage Rise (V): NR  
Power Factor: NR  
Total Harmonic Distortion (THDi): NR  
Frequency (hertz): 60  
Stabilization Time: NR  
Operation Time: NR  
Ambient Temperature (°C): NR  
Test Distance: 24 FT

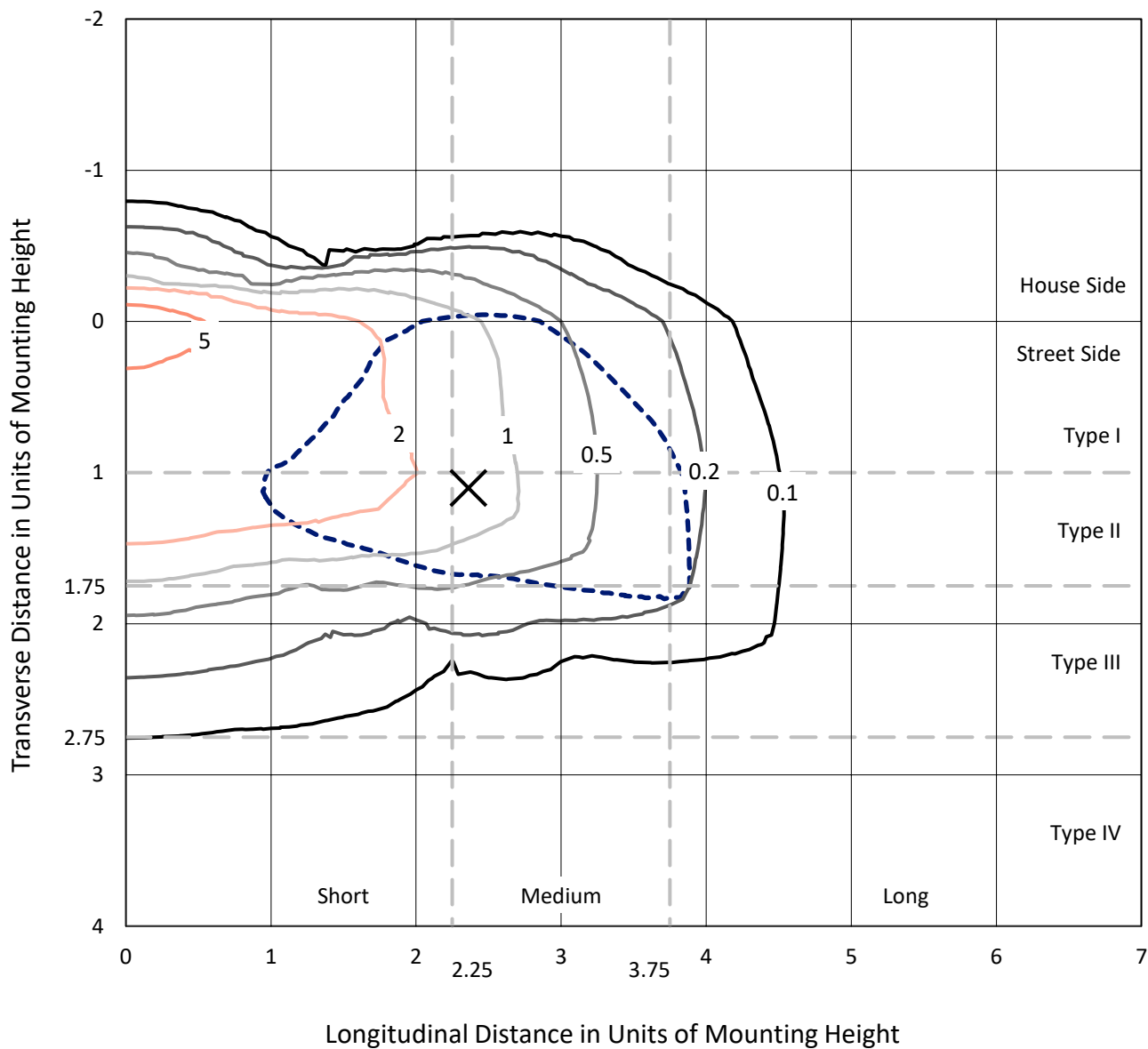


REPORT NUMBER: P387028

CATALOG NUMBER: GWC-SA2D-730-U-SL2-HSS

### Iso-Footcandle Lines of Horizontal Illumination

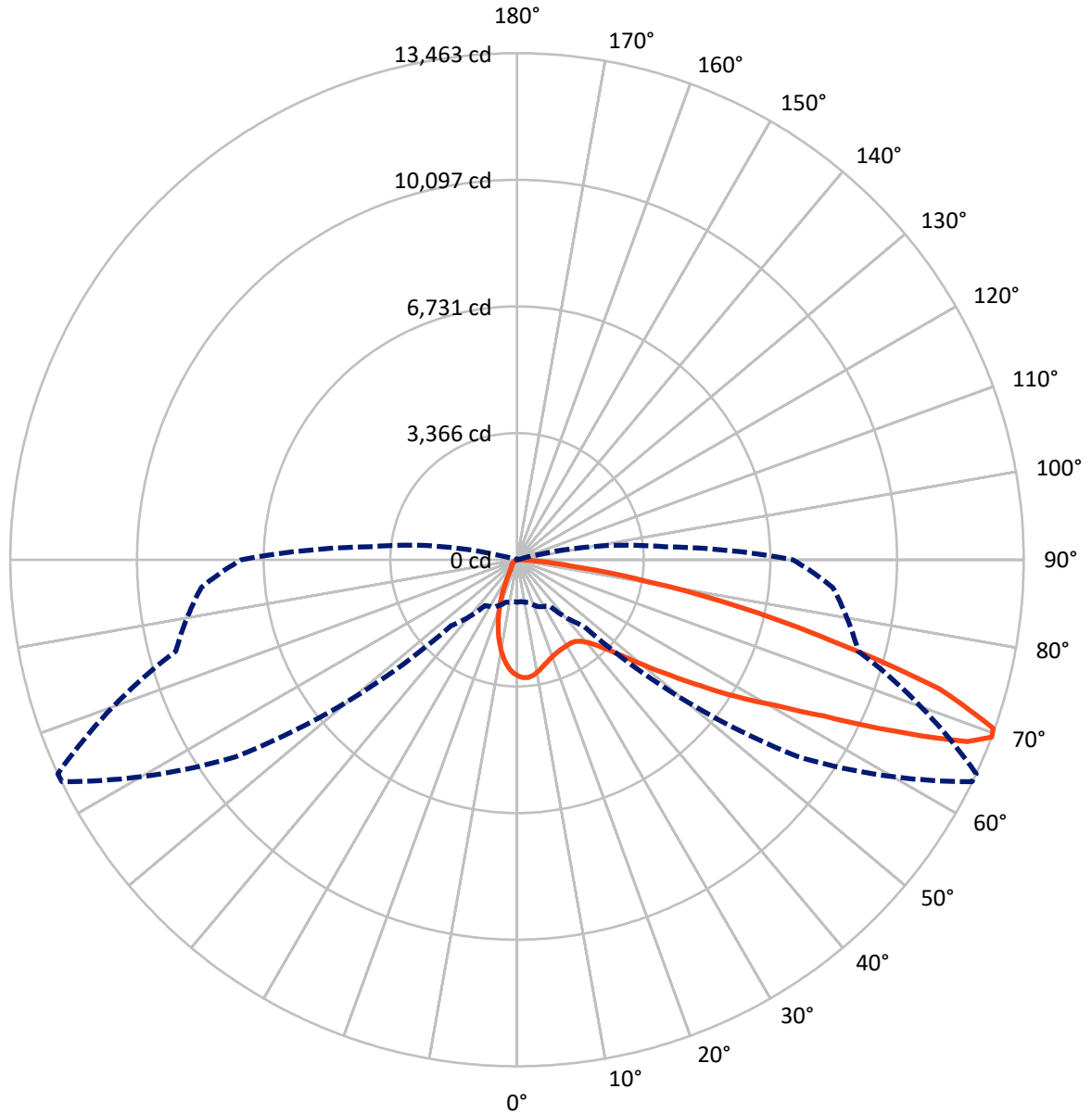
× Max cd  
 - - - 1/2 Max cd



Based on 20 foot mounting height. Maximum calculated value = 7.7 fc  
 Type III - Medium - N/A

REPORT NUMBER: P387028  
CATALOG NUMBER: GWC-SA2D-730-U-SL2-HSS

### Luminous Intensity Polar Plot



— Vertical Plane Through 65-Deg Lateral    - - - Horizontal Cone Through 69-Deg Vertical



REPORT NUMBER: P387028

CATALOG NUMBER: GWC-SA2D-730-U-SL2-HSS

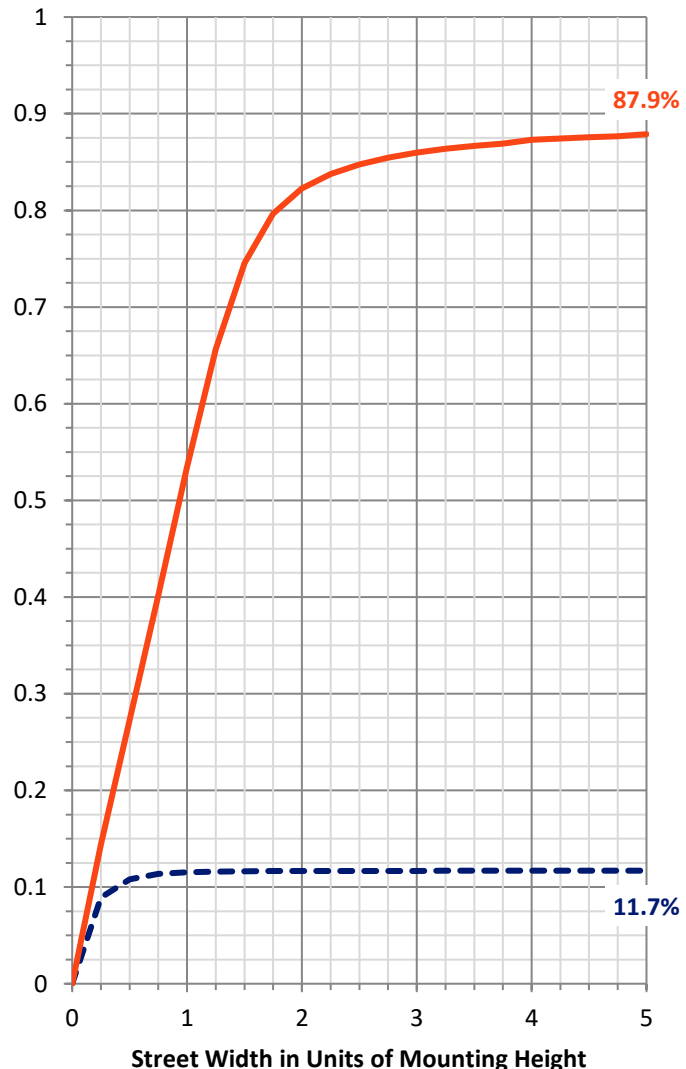
**FLUX DISTRIBUTION:**

		Downward	Upward	Total
<b>House Side</b>	Lumens	1439.7	0.0	1439.7
	% Fixture	11.8	0.0	11.8
<b>Street Side</b>	Lumens	10774.3	0.0	10774.3
	% Fixture	88.2	0.0	88.2
<b>Total</b>	Lumens	12214.0	0.0	12214.0
	% Fixture	100.0	0.0	100.0

**ZONAL LUMENS:**

Zone	Lumens	% Fixture
0°-10°	258.1	2.1
10°-20°	565.0	4.6
20°-30°	782.5	6.4
30°-40°	1091.1	8.9
40°-50°	1695.9	13.9
50°-60°	2722.6	22.3
60°-70°	3079.7	25.2
70°-80°	1808.7	14.8
80°-90°	210.4	1.7
90°-100°	0.0	0.0
100°-110°	0.0	0.0
110°-120°	0.0	0.0
120°-130°	0.0	0.0
130°-140°	0.0	0.0
140°-150°	0.0	0.0
150°-160°	0.0	0.0
160°-170°	0.0	0.0
170°-180°	0.0	0.0
0°-90°	12214.0	100.0
0°-180°	12214.0	100.0

**Coefficient of Utilization**



REPORT NUMBER: P387028

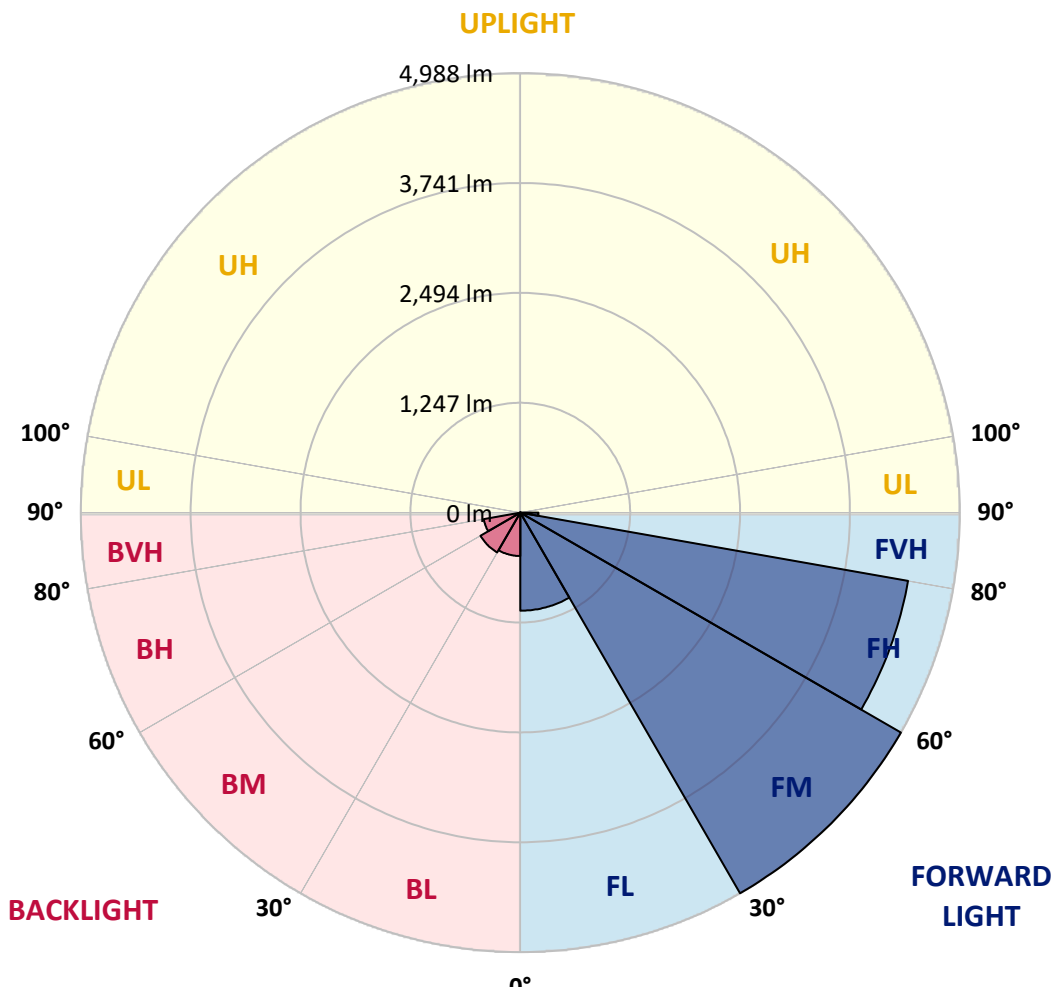
CATALOG NUMBER: GWC-SA2D-730-U-SL2-HSS

**LUMINAIRE CLASSIFICATION SYSTEM LUMEN TABLE AND BUG RATING:**

Zone	Lumens	% Fixture	Zone Rating/Lumen Limit		
			B	U	G
FL (0°-30°)	1113.0	9.1			
FM (30°-60°)	4987.9	40.8			
FH (60°-80°)	4467.8	36.6			G2/5000
FVH (80°-90°)	205.7	1.7			G2/225
BL (0°-30°)	492.6	4.0	B1/500		
BM (30°-60°)	521.7	4.3	B1/1000		
BH (60°-80°)	420.7	3.4	B1/500		G1/500
BVH (80°-90°)	4.7	0.0			G0/10
UL (90°-100°)	0.0	0.0		U0/0	
UH (100°-180°)	0.0	0.0		U0/0	

**BUG Rating: B1-U0-G2**

Type III Medium





REPORT NUMBER: P387028

CATALOG NUMBER: GWC-SA2D-730-U-SL2-HSS

**CANDELA DISTRIBUTION (FULL):**

	0°	5°	15°	25°	35°	45°	55°	64°	65°	75°	85°
0°	3086.5	3086.5	3086.5	3086.5	3086.5	3086.5	3086.5	3086.5	3086.5	3086.5	3086.5
2.5°	3113.9	3106.1	3112.3	3125.8	3132.5	3132.5	3137.7	3131.5	3133.5	3118.5	3096.8
5°	2919.0	2907.2	2924.2	2961.9	3008.5	3048.3	3107.2	3138.2	3141.3	3141.8	3116.5
7.5°	2709.2	2698.4	2723.7	2768.1	2828.1	2902.0	3004.8	3094.8	3099.9	3148.5	3129.9
10°	2538.7	2530.9	2560.4	2607.9	2678.2	2760.9	2887.0	3012.1	3027.1	3134.6	3127.8
12.5°	2403.3	2397.1	2425.0	2479.7	2551.6	2643.1	2774.9	2920.1	2940.2	3103.0	3117.5
15°	2304.5	2303.5	2326.8	2379.5	2459.1	2544.3	2679.2	2834.8	2858.1	3068.9	3116.0
17.5°	2252.9	2254.4	2271.5	2316.4	2384.6	2469.4	2598.6	2763.0	2788.3	3038.4	3123.7
20°	2247.7	2249.2	2258.5	2283.9	2339.2	2414.1	2533.0	2702.5	2728.9	3015.7	3136.1
22.5°	2293.2	2292.1	2294.7	2292.1	2323.1	2380.0	2489.6	2656.0	2686.5	3000.7	3145.9
25°	2380.5	2379.0	2377.9	2358.8	2338.1	2368.6	2471.5	2629.6	2658.6	2989.9	3151.6
27.5°	2502.0	2500.9	2499.4	2467.9	2405.8	2386.7	2473.5	2619.8	2644.1	2981.1	3150.6
30°	2661.7	2668.9	2666.8	2622.9	2526.3	2442.0	2495.2	2614.6	2635.8	2964.0	3139.7
32.5°	2849.3	2863.7	2875.1	2828.1	2707.1	2551.6	2545.4	2620.3	2635.8	2951.1	3120.1
35°	3044.1	3062.7	3104.6	3088.0	2928.9	2716.5	2631.7	2654.4	2667.4	2958.3	3110.8
37.5°	3235.9	3258.1	3349.0	3397.1	3219.3	2934.6	2766.1	2738.7	2745.4	3002.3	3121.1
40°	3458.6	3492.2	3630.2	3707.7	3566.1	3226.6	2967.1	2883.4	2886.0	3098.9	3169.2
42.5°	3751.1	3785.8	3935.1	4056.6	3956.8	3595.6	3240.0	3104.6	3102.0	3279.8	3282.4
45°	4107.8	4143.9	4298.5	4433.4	4388.4	4032.8	3589.4	3427.6	3424.5	3565.1	3496.9
47.5°	4511.9	4547.6	4685.6	4824.6	4873.2	4543.4	4034.4	3868.5	3861.2	3961.5	3828.1
50°	4858.7	4882.0	5009.1	5196.2	5415.3	5170.9	4587.9	4428.2	4420.4	4488.1	4314.5
52.5°	4984.8	4998.2	5127.5	5389.5	5936.3	6020.5	5315.1	5109.4	5103.7	5133.1	4962.1
55°	4729.5	4753.8	4912.5	5301.1	6218.5	6980.8	6233.0	5952.8	5909.9	5846.4	5639.1
57.5°	4033.8	4072.6	4243.2	4760.0	6086.7	7742.6	7581.9	6906.9	6843.8	6455.2	6189.5
60°	3022.4	3070.0	3211.6	3769.2	5383.3	8013.9	9055.9	7970.0	7827.9	6940.0	6695.5
62.5°	2074.0	2097.8	2193.9	2557.3	3964.6	7569.5	10289.0	9393.9	9134.4	7467.1	7242.8
65°	1584.1	1592.3	1631.6	1756.7	2360.9	6148.7	10779.5	11272.5	10958.8	8097.7	7810.8
67.5°	1276.6	1269.8	1324.1	1502.9	1581.0	3751.1	10207.4	13049.9	12903.1	8940.6	8382.4
69°	1125.7	1116.3	1171.6	1379.4	1484.8	2479.7	9125.1	13453.6	13462.9	9385.6	8421.7
70°	1013.0	1019.2	1074.0	1306.0	1452.3	1946.4	8091.5	13350.7	13424.1	9552.0	8186.0
72.5°	676.5	693.1	803.2	1084.3	1396.5	1473.0	4885.6	11456.5	11738.7	9177.3	7023.2
75°	381.4	393.8	524.6	817.6	1315.8	1402.7	2580.5	8440.3	8713.2	7674.4	5415.8
77.5°	187.1	193.8	296.7	527.7	1100.3	1336.5	1463.7	5733.2	6044.8	5009.1	3063.2
80°	79.1	82.7	148.3	325.6	786.6	1275.5	1086.9	3528.4	3567.1	1962.4	816.1
82.5°	30.5	31.5	62.5	203.1	499.8	994.4	909.1	1673.0	1632.7	369.5	186.1
85°	3.6	4.1	22.7	122.0	278.1	511.7	738.5	721.0	667.2	73.4	95.6
87.5°	0.0	0.0	1.6	37.2	82.7	239.8	384.0	299.2	269.8	23.8	49.6
90°	0.0	0.0	0.0	0.0	0.0	0.0	0.0	0.0	0.0	0.0	0.0



REPORT NUMBER: P387028

CATALOG NUMBER: GWC-SA2D-730-U-SL2-HSS

**CANDELA DISTRIBUTION (continued):**

	90°	95°	105°	115°	125°	135°	145°	155°	165°	175°	180°
0°	3086.5	3086.5	3086.5	3086.5	3086.5	3086.5	3086.5	3086.5	3086.5	3086.5	3086.5
2.5°	3078.7	3073.6	3045.7	3005.4	2967.1	2919.6	2874.1	2846.7	2825.0	2810.5	2827.6
5°	3087.0	3064.3	2979.5	2871.0	2764.5	2644.6	2533.0	2438.4	2401.2	2359.8	2378.4
7.5°	3084.4	3041.5	2889.1	2695.8	2500.4	2298.3	2107.1	1959.8	1883.3	1808.4	1827.5
10°	3071.5	2999.2	2768.1	2481.8	2189.3	1898.8	1627.5	1421.3	1306.0	1201.6	1216.6
12.5°	3043.1	2942.3	2625.5	2236.8	1845.6	1462.6	1144.8	880.7	739.1	676.5	684.3
15°	3026.0	2887.0	2474.6	1988.8	1478.6	1018.7	699.8	520.4	455.8	435.2	437.8
17.5°	3017.8	2833.8	2318.5	1705.0	1103.4	648.6	452.2	399.0	385.0	381.4	382.5
20°	3009.5	2780.0	2157.8	1424.4	760.3	436.2	371.6	356.1	350.9	346.3	347.3
22.5°	2995.5	2728.3	1985.1	1140.1	512.7	354.0	334.9	319.9	309.1	303.4	304.4
25°	2978.5	2674.1	1808.9	849.1	374.2	315.8	297.7	276.5	263.6	253.2	253.8
27.5°	2951.1	2607.4	1627.0	618.1	314.2	282.7	258.4	235.2	213.5	201.6	201.6
30°	2912.8	2531.9	1424.9	442.4	281.7	250.1	220.7	191.7	168.5	157.6	156.6
32.5°	2870.5	2453.4	1220.7	335.4	255.8	219.7	186.1	155.6	134.9	126.1	125.6
35°	2834.3	2368.6	1017.1	281.2	230.0	190.2	153.5	127.7	111.1	103.9	103.4
37.5°	2811.0	2283.9	818.7	251.2	206.7	162.8	128.7	105.4	93.5	87.9	87.3
40°	2807.4	2220.8	637.2	228.4	185.0	138.5	107.5	89.4	78.6	72.4	71.8
42.5°	2854.4	2184.6	488.9	209.3	162.8	117.3	91.5	76.5	65.1	58.9	58.4
45°	2978.0	2196.0	376.3	192.3	140.6	99.2	77.5	63.6	53.2	48.6	47.5
47.5°	3203.3	2274.6	299.2	175.2	119.4	84.2	66.2	52.7	43.9	39.3	38.8
50°	3604.4	2459.1	250.1	156.6	99.7	71.8	54.8	42.9	35.7	31.5	31.0
52.5°	4136.7	2787.8	223.3	138.5	82.7	61.0	45.0	34.1	27.9	24.8	24.3
55°	4723.8	3185.7	205.7	118.9	67.7	50.6	35.7	26.9	21.7	19.1	18.1
57.5°	5297.0	3530.5	189.2	99.7	56.3	41.3	28.4	21.2	17.1	14.5	14.0
60°	5823.6	3847.3	170.0	80.1	46.0	32.6	22.2	16.5	13.4	10.9	10.9
62.5°	6387.5	4092.2	143.7	62.5	37.7	24.8	18.1	15.0	10.9	9.3	8.8
65°	6984.9	4274.2	112.7	48.6	29.5	18.6	15.0	15.5	8.8	6.7	6.2
67.5°	7426.3	4238.0	83.2	38.2	22.7	14.5	14.5	16.5	7.8	5.2	4.7
69°	7329.1	3943.9	69.8	33.1	19.6	12.4	13.4	16.5	7.2	4.7	4.1
70°	7047.5	3618.3	61.5	29.5	17.6	11.4	12.9	16.0	6.7	4.7	4.1
72.5°	5869.1	2725.2	48.1	22.2	14.0	9.3	10.9	14.0	6.7	4.7	3.6
75°	4414.7	1744.3	36.7	16.0	10.3	7.2	8.3	10.3	6.7	4.1	3.6
77.5°	2402.2	629.0	26.4	10.9	7.2	5.7	5.7	7.8	6.2	3.1	2.1
80°	617.6	158.1	16.5	7.2	5.7	4.1	3.6	5.2	3.6	0.5	0.0
82.5°	152.5	35.7	8.8	5.2	4.1	1.6	1.6	2.6	1.6	0.0	0.0
85°	83.7	17.6	5.7	3.6	2.1	0.0	0.0	0.5	0.0	0.0	0.0
87.5°	42.9	5.2	1.6	1.0	0.5	0.0	0.0	0.0	0.0	0.0	0.0
90°	0.0	0.0	0.0	0.0	0.0	0.0	0.0	0.0	0.0	0.0	0.0



Signify Classified - Internal  
Cooper Lighting Solutions Photometric Lab  
1121 Highway 74 South  
Peachtree City, GA 30269

Scaled Data Report



Report Generated By 670245982

Signify Classified - Internal  
Cooper Lighting Solutions Photometric Lab  
1121 Highway 74 South  
Peachtree City, GA 30269

Scaled Data Report



Signify Classified - Internal  
Cooper Lighting Solutions Photometric Lab  
1121 Highway 74 South  
Peachtree City, GA 30269

Scaled Data Report



Signify Classified - Internal  
Cooper Lighting Solutions Photometric Lab  
1121 Highway 74 South  
Peachtree City, GA 30269

Scaled Data Report



Signify Classified - Internal  
Cooper Lighting Solutions Photometric Lab  
1121 Highway 74 South  
Peachtree City, GA 30269

Scaled Data Report



--- HS — SS

Signify Classified - Internal  
Cooper Lighting Solutions Photometric Lab  
1121 Highway 74 South  
Peachtree City, GA 30269

Scaled Data Report



u

Signify Classified - Internal  
Cooper Lighting Solutions Photometric Lab  
1121 Highway 74 South  
Peachtree City, GA 30269

Scaled Data Report



Signify Classified - Internal  
Cooper Lighting Solutions Photometric Lab  
1121 Highway 74 South  
Peachtree City, GA 30269

Scaled Data Report



(END OF REPORT)